

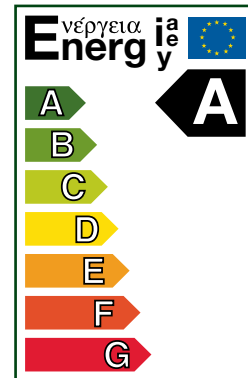
ELECTRONIC WET ROTOR CIRCULATORS EVOTRON



Technical Sheet

EVOTRON

ELECTRONIC CIRCULATORS FOR HEATING AND AIR CONDITIONING SYSTEMS



compliant with the 2013 and 2015
european directive ErP 2009/125/EC
(ex EuP)



GENERAL DATA

Applications




Low power consumption electronic pump for circulation of water in domestic central heating and air conditioning systems of the closed circuit pressurized type or open circuit type.

Advantages

Thanks to the advanced technology employed, the **permanent magnet synchronous motor**, and the **frequency converter**, the new range of **EVOTRON** circulators ensures high efficiency in all applications, bringing appreciable benefits in terms of energy saving. That's why the entire series of **EVOTRON** circulators is included in energy efficiency class A. The circulator features an electronic device that detects the changes demanded by the heating system and automatically adapts circulator performance accordingly, always ensuring optimal efficiency and minimum energy consumption.

Straightforward operation and an easy-to-ready control panel with display that shows the selected setting at each moment of operation

EVOTRON circulators can function in three different control modes:

- Proportional pressure  3 curves
- Constant pressure  2 curves
- Constant speed  3 curves

Improved and optimized energy consumption overnight (SMART SLEEP Function) 

Supplied with a special connector that enables simple and quick electrical Connections on installation.

Supplied with an insulation housing kit which adds significantly reducing in heat dispersion.

Construction features

Enbloc body composed of hydraulic section in cast iron and wet rotor motor. Motor casing in die cast aluminium. Impeller in technopolymer. Motor shaft in ceramic held in graphite bearings lubricated by the pumping medium. Rotor protective jacket, stator jacket, and closing flange in stainless steel. Ceramic thrust ring, ethylene-propylene seal rings and brass air breather plug. The two-pole synchronous wet-rotor motor driven by frequency converter and does not require any form of overload protection.

Operating range: from 0,4 to 4,2 m³/h with head of up to a 8 mt

Liquid temperature range:: from -10°C a +110°C

Maximum working pressure: 10 bar (1000 kPa)

Protection rating: IP 44

Insulation class: F

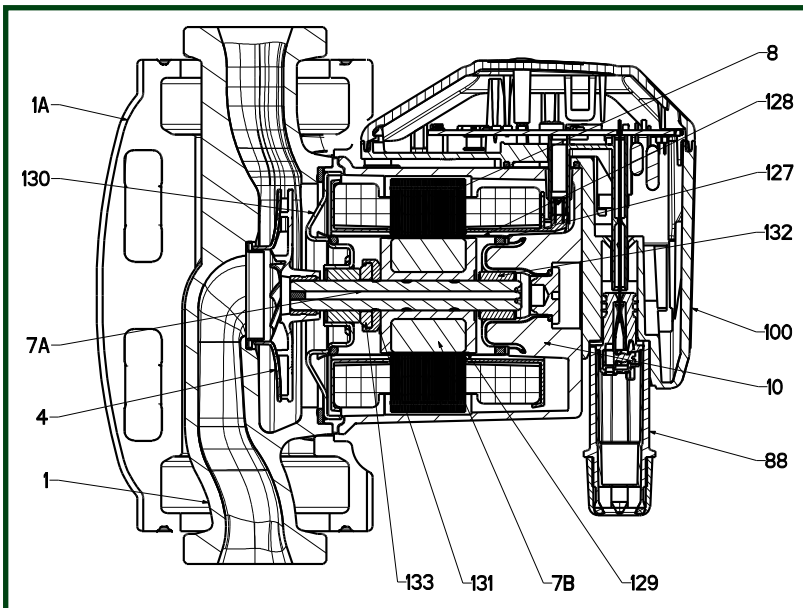
Installation: with HORIZONTAL MOTOR SHAFT

Standard voltage input: single-phase 1 x 230 V / 50 / 60 Hz

Liquid quality requirements: clean, free of solids and mineral oils, non-viscous, chemically neutral and approximating the properties of water (max. glycol contents 30%)

Special versions on request : alternative voltages and/or frequencies

TECHNICAL DATA



N°	PARTS	MATERIALS
1	PUMP BODY	CAST IRON
1A	THERMAL INSULATION	POLYPROPYLENE
4	IMPELLER	ULTRASON
7A	MOTOR SHAFT	CERAMIC
7B	ROTOR	MAGNET
8	STATOR	-
10	MOTOR CASING	DIE CAST ALUMINIUM
88	POWER SUPPLY PLUG	NYLON
100	TERMINAL BOX	POLYCARBONATE
127	SEAL RING	ETHYLENE PROPYLENE
128	STATOR JACKET	STAINLESS STEEL
129	ROTOR JACKET	STAINLESS STEEL
130	CLOSING FLANGE	STAINLESS STEEL
131	THRUST RING SUPPORT	ETHYLENE PROPYLENE
132	BUSHINGS	GRAPHITE
133	THRUST RING	CERAMIC

– Designation index:
(example)

Electronic circulator with threaded ports

maximum head (dm)

centre distance (mm)

standard (no ref.)

½"

X

= 1" ½ threaded ports

= 1" threaded ports

= 2" threaded ports

EVOTRON 40/180 X

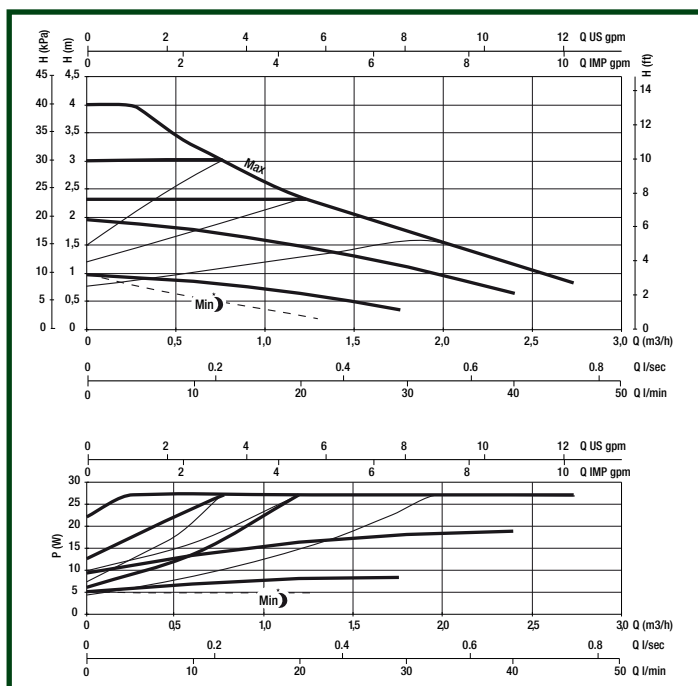
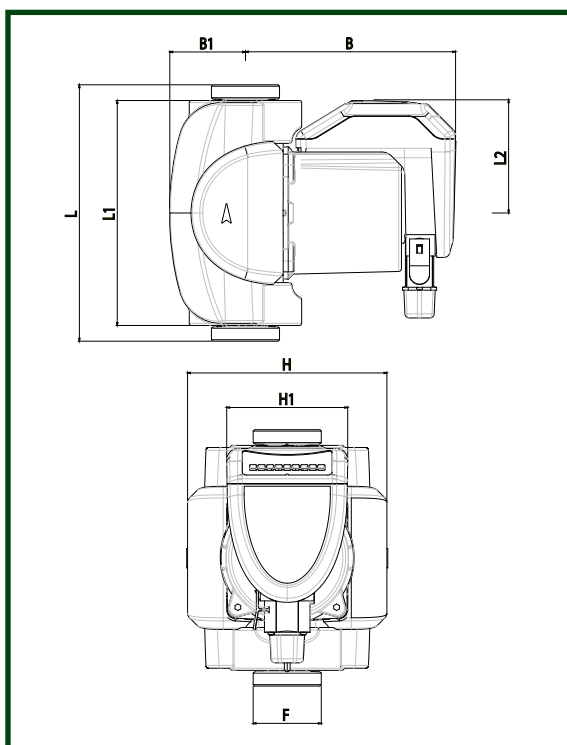
EVOTRON

ELECTRONIC CIRCULATORS FOR HEATING AND AIR CONDITIONING SYSTEMS

Liquid temperature range:
Maximum working pressure:

da - 10 °C a +110°C
10 bar (1000 kPa)

EVOTRON 40 Single with unions



The performance curves are based on kinematic viscosity values = 1 mm²/s and density equivalent to 1000 kg/m³. Tolerance of curves to ISO 9906.

MODEL	L	L1	L2	B	B1	H	H1	F	PACK DIMENSIONS			VOLUME m ³	WEIGHT Kg
									L	B	H		
40/130 1/2"	130	158	79.5	147.5	53	140	85	1/2"	148	193	217	0.0061	2.720
40/130	130	158	79.5	147.5	53	140	85	1 1/2"	148	193	217	0.0061	2.720
40/180	180	158	79.5	147.5	53	140	85	1 1/2"	148	193	217	0.0061	2.980
40/180 X	180	158	79.5	147.5	53	140	85	2"	148	193	217	0.0061	2.980

MODEL	POWER SUPPLY 50 Hz	CENTRE DISTANCE mm	UNIONS ON REQUEST		ELECTRICAL DATA			MINIMUM SUCTION PRESSURE
			STANDARDIZED	SPECIAL		P W	I A	
40/130 1/2"	1x230 V ~	130	1/2" F	-	MIN MAX	5 27	0,05 0,26	T° + 90°C m.c.a. 10
40/130	1x230 V ~	130	1" F	3/4" F - 1 1/4" M	MIN MAX	5 27	0,05 0,26	T° + 90°C m.c.a. 10
40/180	1x230 V ~	180	1" F	3/4" F - 1 1/4" M	MIN MAX	5 27	0,05 0,26	T° + 90°C m.c.a. 10
40/180 X	1x230 V ~	180	1 1/4" F	-	MIN MAX	5 27	0,05 0,26	T° + 90°C m.c.a. 10

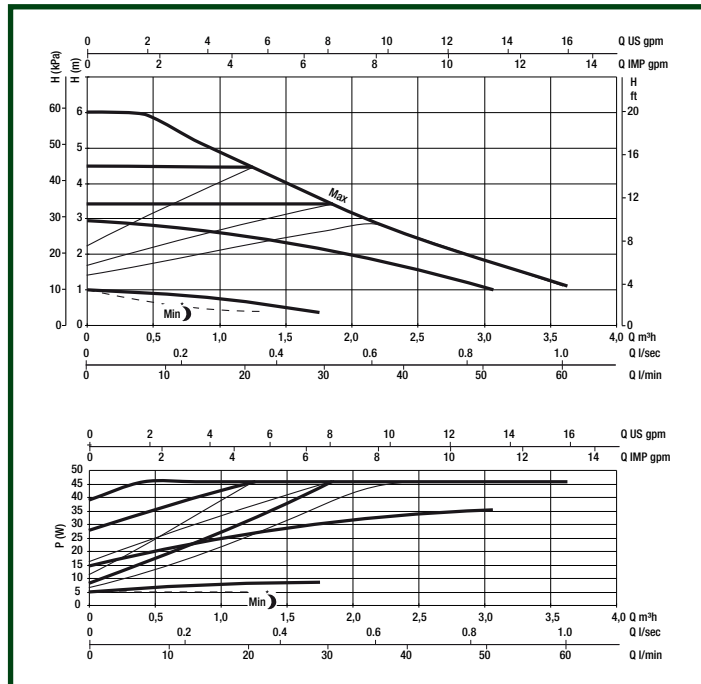
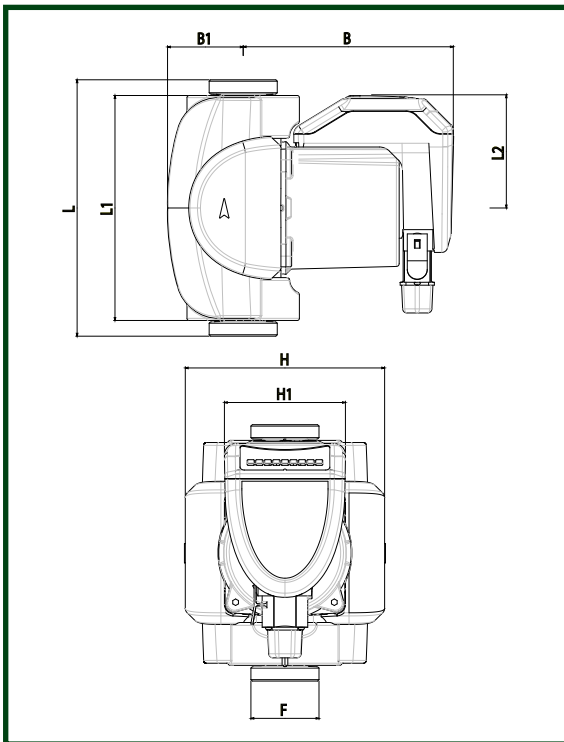
EVOTRON

ELECTRONIC CIRCULATORS FOR HEATING AND AIR CONDITIONING SYSTEMS

Liquid temperature range:
Maximum working pressure:

da - 10 °C a +110°C
10 bar (1000 kPa)

EVOTRON 60 Single with unions



The performance curves are based on kinematic viscosity values = 1 mm²/s and density equivalent to 1000 kg/m³. Tolerance of curves to ISO 9906.

MODEL	L	L1	L2	B	B1	H	H1	F	PACK DIMENSIONS			VOLUME m ³	WEIGHT Kg
									L	B	H		
60/130 1/2"	130	158	79.5	147.5	53	140	85	1/2"	148	193	217	0.0061	2.720
60/130	130	158	79.5	147.5	53	140	85	1 1/2"	148	193	217	0.0061	2.720
60/180	180	158	79.5	147.5	53	140	85	1 1/2"	148	193	217	0.0061	2.980
60/180 X	180	158	79.5	147.5	53	140	85	2"	148	193	217	0.0061	2.980

MODEL	POWER SUPPLY 50 Hz	CENTRE DISTANCE mm	UNIONS ON REQUEST		ELECTRICAL DATA		MINIMUM SUCTION PRESSURE	
			STANDARDIZED	SPECIAL	P W	I A		
60/130 1/2"	1x230 V ~	130	1/2" F	-	MIN MAX	5 43	0,05 0,40	T° + 90°C m.c.a. 10
60/130	1x230 V ~	130	1" F	3/4" F - 1 1/4" M	MIN MAX	5 43	0,05 0,40	T° + 90°C m.c.a. 10
60/180	1x230 V ~	180	1" F	3/4" F - 1 1/4" M	MIN MAX	5 43	0,05 0,40	T° + 90°C m.c.a. 10
60/180 X	1x230 V ~	180	1 1/4" F	-	MIN MAX	5 43	0,05 0,40	T° + 90°C m.c.a. 10

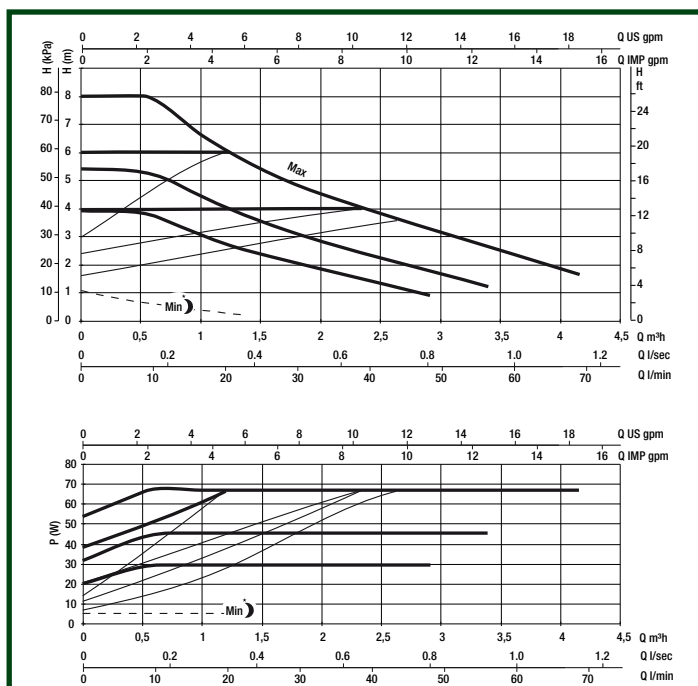
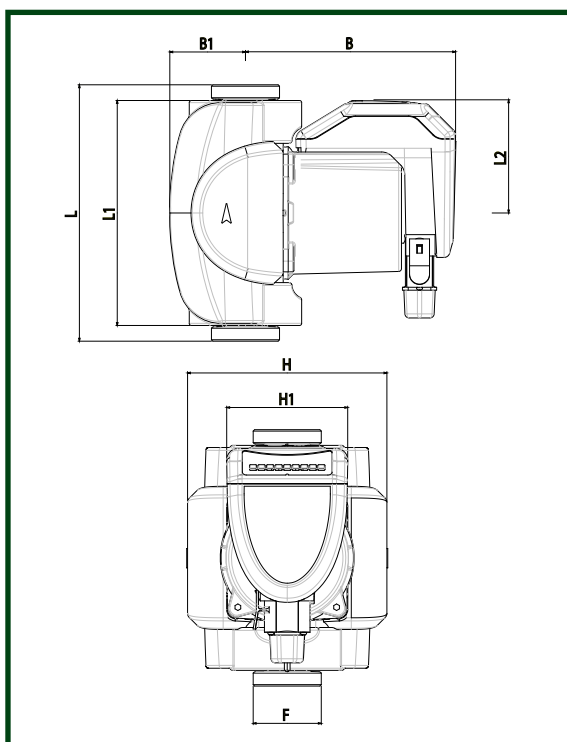
EVOTRON

ELECTRONIC CIRCULATORS FOR HEATING AND AIR CONDITIONING SYSTEMS

Liquid temperature range:
Maximum working pressure:

da - 10 °C a +110°C
10 bar (1000 kPa)

EVOTRON 80 Single with unions



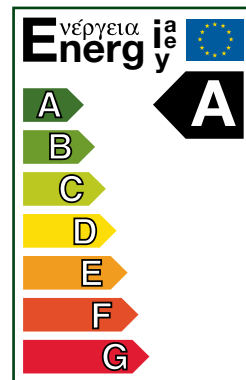
The performance curves are based on kinematic viscosity values = 1 mm²/s and density equivalent to 1000 kg/m³. Tolerance of curves to ISO 9906.

MODEL	L	L1	L2	B	B1	H	H1	F	PACK DIMENSIONS			VOLUME m ³	WEIGHT Kg
									L	B	H		
80/130 1/2"	130	158	79.5	147.5	53	140	85	1/2"	148	193	217	0.0061	2.720
80/130	130	158	79.5	147.5	53	140	85	1 1/2"	148	193	217	0.0061	2.720
80/180	180	158	79.5	147.5	53	140	85	1 1/2"	148	193	217	0.0061	2.980
80/180 X	180	158	79.5	147.5	53	140	85	2"	148	193	217	0.0061	2.980

MODEL	POWER SUPPLY 50 Hz	CENTRE DISTANCE mm	UNIONS ON REQUEST		ELECTRICAL DATA		MINIMUM SUCTION PRESSURE	
			STANDARDIZED	SPECIAL	P W	I A		
80/130 1/2"	1x230 V ~	130	1/2" F	-	MIN MAX	5 66	0,06 0,6	T° + 90°C m.c.a. 10
80/130	1x230 V ~	130	1" F	3/4" F - 1 1/4" M	MIN MAX	5 66	0,06 0,6	T° + 90°C m.c.a. 10
80/180	1x230 V ~	180	1" F	3/4" F - 1 1/4" M	MIN MAX	5 66	0,06 0,6	T° + 90°C m.c.a. 10
80/180 X	1x230 V ~	180	1 1/4" F	-	MIN MAX	5 66	0,06 0,6	T° + 90°C m.c.a. 10

EVOTRON SAN

ELECTRONIC CIRCULATORS FOR DOMESTIC HOT WATER SYSTEMS



compliant with the 2013 and 2015
european directive ErP 2009/125/EC
(ex EuP)



GENERAL DATA




Applications

Low power consumption electronic pump for hot water circulation in domestic central heating and air conditioning systems of the closed circuit pressurized type or open circuit type.

Advantages

Thanks to the advanced technology employed, the **permanent magnet synchronous motor**, and the **frequency converter**, the new range of **EVOTRON** circulators ensures high efficiency in all applications, bringing appreciable benefits in terms of energy saving. That's why the entire series of **EVOTRON** circulators is included in energy efficiency class A. The circulator features an electronic device that detects the changes demanded by the heating system and automatically adapts circulator performance accordingly, always ensuring optimal efficiency and minimum energy consumption.

Straightforward operation and an easy-to-ready control panel with display that shows the selected setting at each moment of operation **EVOTRON** circulators can function in three different control modes:

- Proportional pressure  3 curves
- Constant pressure  2 curves
- Constant speed  3 curves

Improved and optimized energy consumption overnight (SMART SLEEP Function) 

Supplied with a special connector that enables simple and quick electrical Connections on installation.

Supplied with an insulation housing kit which adds significantly reducing in heat dispersion.

Construction features

Enbloc body composed of hydraulic section in bronze and wet rotor motor. Motor casing in die cast aluminium. Impeller in technopolymer. Motor shaft in ceramic held in graphite bearings lubricated by the pumping medium. Rotor protective jacket, stator jacket, and closing flange in stainless steel. Ceramic thrust ring, silicone seal rings. The two-pole synchronous wet-rotor motor driven by frequency converter and does not require any form of overload protection.

Operating range: from 0,4 to 4,2 m³/h with head of up to a 8 mt

Liquid temperature range: from -10°C a +110°C

Maximum working pressure: 10 bar (1000 kPa)

Protection rating: IP 44

Insulation class: F

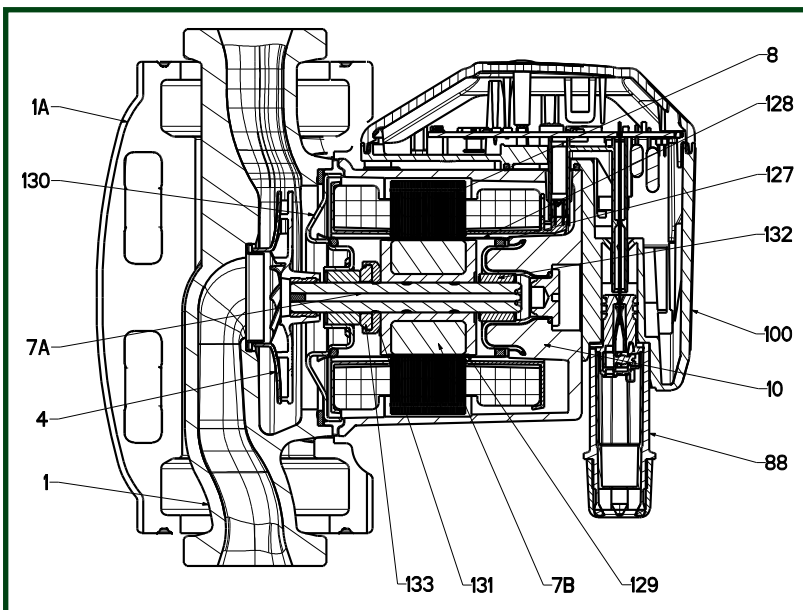
Installation: with HORIZONTAL MOTOR SHAFT

Standard voltage input: single-phase 1 x 230 V / 50 / 60 Hz

Liquid quality requirements: clean, free of solids and mineral oils, non-viscous, chemically neutral and approximating the properties of water

Special versions on request : alternative voltages and/or frequencies

TECHNICAL DATA



N°	PARTS	MATERIALS
1	PUMP BODY	BRONZE
1A	THERMAL INSULATION	POLYPROPYLENE
4	IMPELLER	ULTRASON
7A	MOTOR SHAFT	CERAMIC
7B	ROTOR	MAGNET
8	STATOR	-
10	MOTOR CASING	DIE CAST ALUMINIUM
88	POWER SUPPLY PLUG	NYLON
100	TERMINAL BOX	POLYCARBONATE
127	SEAL RING	ETHYLENE PROPYLENE
128	STATOR JACKET	STAINLESS STEEL
129	ROTOR JACKET	STAINLESS STEEL
130	CLOSING FLANGE	STAINLESS STEEL
131	THRUST RING SUPPORT	SILICONE
132	BUSHINGS	GRAPHITE
133	THRUST RING	CERAMIC

– Designation index:
(example)

Electronic circulator with threaded ports

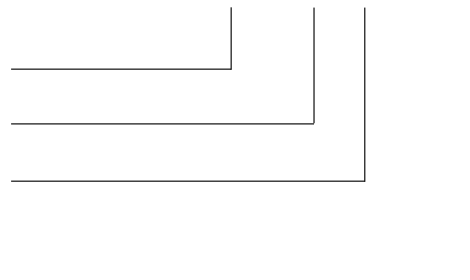
maximum head (dm)

centre distance (mm)

standard = 1" ½ threaded ports

Domestic hot water version

EVOTRON 40/150 SAN



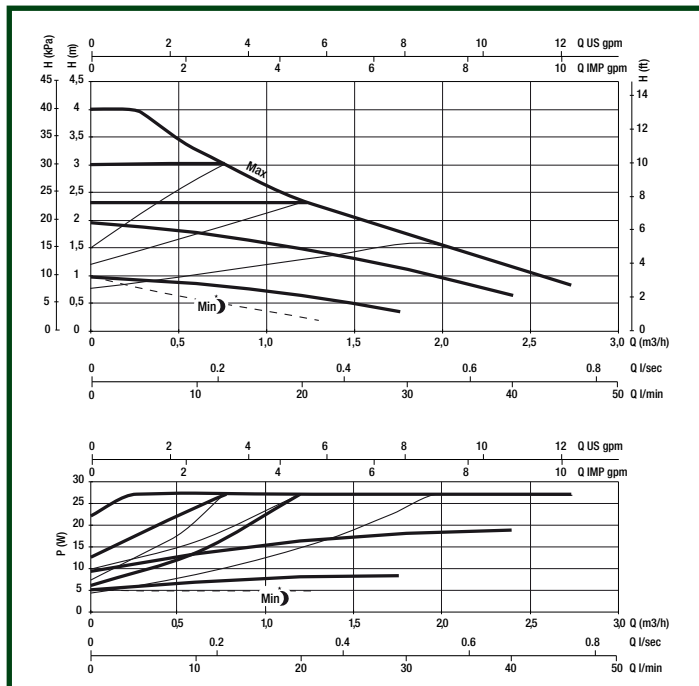
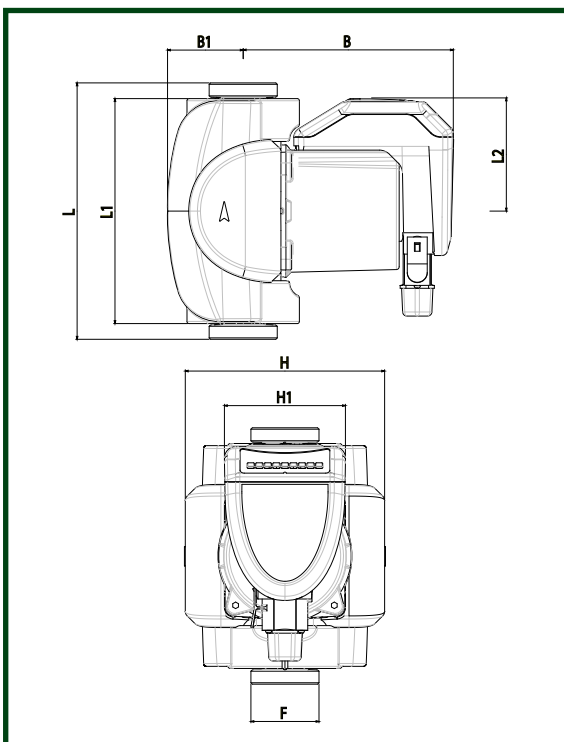
EVOTRON SAN

ELECTRONIC CIRCULATORS FOR DOMESTIC HOT WATER SYSTEMS

Liquid temperature range:
Maximum working pressure:

da - 10 °C a +110°C
10 bar (1000 kPa)

EVOTRON 40 SAN Single with unions



The performance curves are based on kinematic viscosity values = 1 mm²/s and density equivalent to 1000 kg/m³. Tolerance of curves to ISO 9906.

MODEL	L	L1	L2	B	B1	H	H1	F	PACK DIMENSIONS			VOLUME m ³	WEIGHT Kg
									L	B	H		
40/150 SAN	150	158	79.5	147.5	53	140	85	1"1/2	148	193	217	0.0061	3.080

MODEL	POWER SUPPLY 50 Hz	CENTRE DISTANCE mm	UNIONS ON REQUEST		ELECTRICAL DATA			MINIMUM SUCTION PRESSURE
			BRASS	COPPER	P W	I A		
40/150 SAN	1x230 V ~	150	½" F - ¾" M - 1" F	ø 22 - ø 28	MIN MAX	5 27	0,05 0,26	T° + 90°C m.c.a. 10

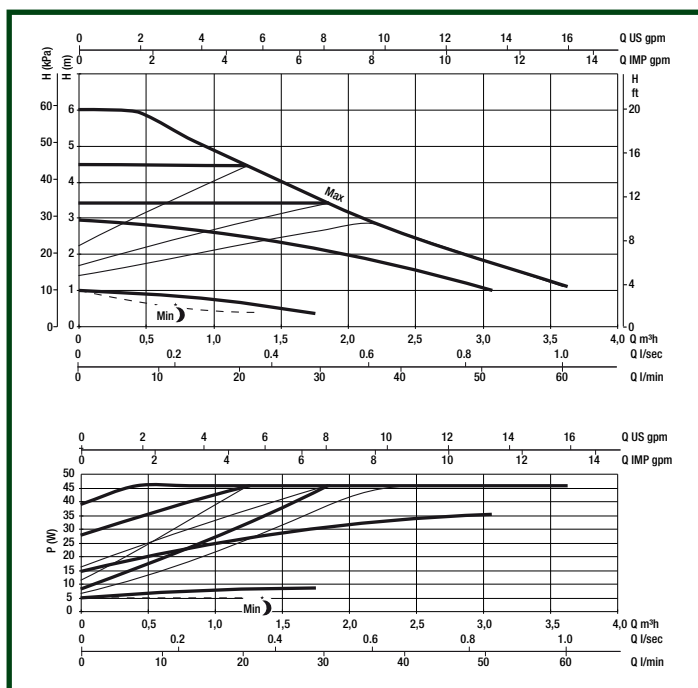
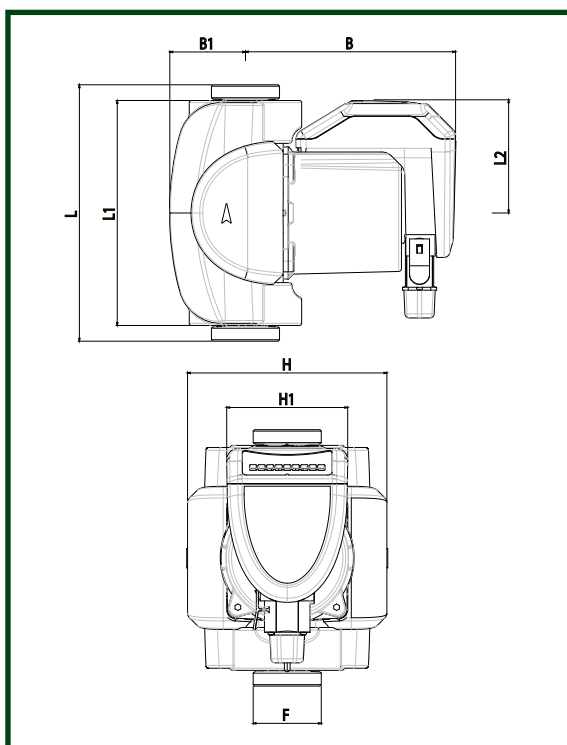
EVOTRON SAN

ELECTRONIC CIRCULATORS FOR DOMESTIC HOT WATER SYSTEMS

Liquid temperature range:
Maximum working pressure:

da - 10 °C a +110°C
10 bar (1000 kPa)

EVOTRON 60 SAN Single with unions



The performance curves are based on kinematic viscosity values = 1 mm²/s and density equivalent to 1000 kg/m³. Tolerance of curves to ISO 9906.

MODEL	L	L1	L2	B	B1	H	H1	F	PACK DIMENSIONS			VOLUME m ³	WEIGHT Kg
									L	B	H		
60/150 SAN	150	158	79.5	147.5	53	140	85	1*1/2	148	193	217	0.0061	3.080

MODEL	POWER SUPPLY 50 Hz	CENTRE DISTANCE mm	UNIONS ON REQUEST		ELECTRICAL DATA			MINIMUM SUCTION PRESSURE
			BRASS	COPPER	P W	I A		
60/150 SAN	1x230 V ~	150	½" F - ¾" M - 1" F	Ø 22 - Ø 28	MIN MAX	5 43	0,05 0,40	T° + 90°C m.c.a. 10

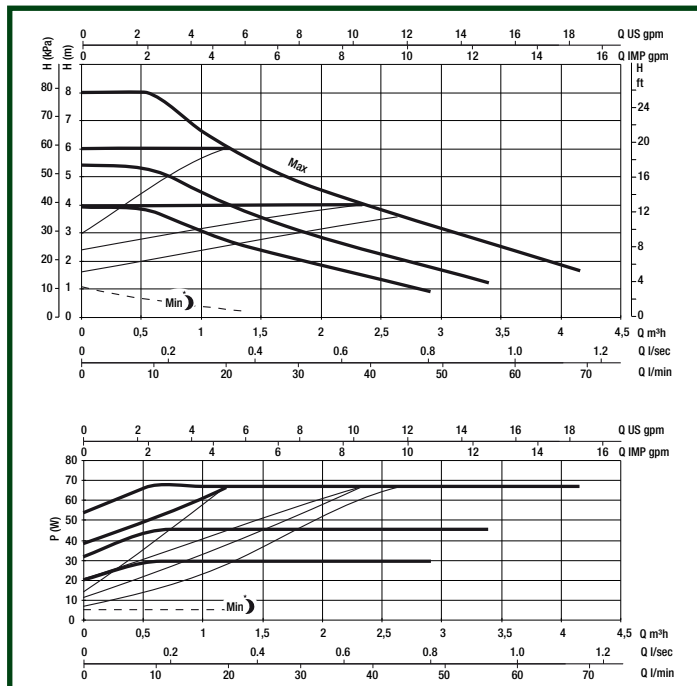
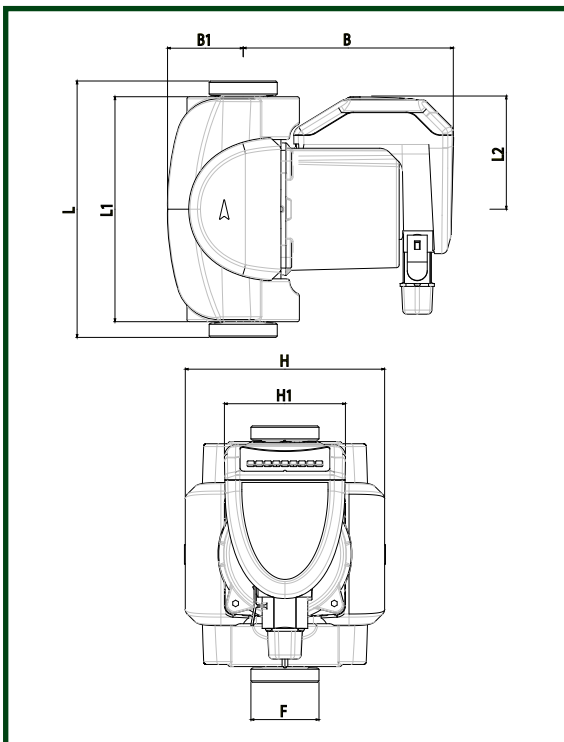
EVOTRON SAN

ELECTRONIC CIRCULATORS FOR DOMESTIC HOT WATER SYSTEMS

Liquid temperature range:
Maximum working pressure:

da - 10 °C a +110°C
10 bar (1000 kPa)

EVOTRON 80 SAN Single with unions



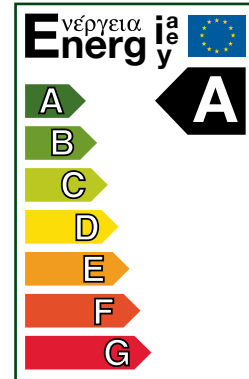
The performance curves are based on kinematic viscosity values = 1 mm²/s and density equivalent to 1000 kg/m³. Tolerance of curves to ISO 9906.

MODEL	L	L1	L2	B	B1	H	H1	F	PACK DIMENSIONS			VOLUME m ³	WEIGHT Kg
									L	B	H		
80/150 SAN	150	158	79.5	147.5	53	140	85	1"1/2	148	193	217	0.0061	3.080

MODEL	POWER SUPPLY 50 Hz	CENTRE DISTANCE mm	UNIONS ON REQUEST		ELECTRICAL DATA			MINIMUM SUCTION PRESSURE
			BRASS	COPPER	P W	I A		
80/150 SAN	1x230 V ~	150	½" F - ¾" M - 1" F	ø 22 - ø 28	MIN MAX	5 66	0,06 0,60	T° + 90°C m.c.a. 10

EVOTRON SOL

ELECTRONIC CIRCULATORS FOR SOLAR PANEL AND GEOTHERMAL HEATING SYSTEMS



compliant with the 2013 and 2015
european directive ErP 2009/125/EC
(ex EuP)



GENERAL DATA




Applications

Low power consumption electronic pump for circulation of fluid media in solar panel powered heating systems.
EVOTRON SOL wet rotor circulators can function perfectly also with high glycol concentrations (up to 60%).

Advantages

Thanks to the advanced technology employed, the **permanent magnet synchronous motor**, and the **frequency converter**, the new range of **EVOTRON** circulators ensures high efficiency in all applications, bringing appreciable benefits in terms of energy saving. That's why the entire series of **EVOTRON** circulators is included in energy efficiency class A. The circulator features an electronic device that detects the changes demanded by the heating system and automatically adapts circulator performance accordingly, always ensuring optimal efficiency and minimum energy consumption.

Straightforward operation and an easy-to-ready control panel with display that shows the selected setting at each moment of operation
EVOTRON circulators can function in three different control modes:

- Proportional pressure  3 curves
- Constant pressure  2 curves
- Constant speed  3 curves

Improved and optimized energy consumption overnight (SMART SLEEP Function) 

Supplied with a special connector that enables simple and quick electrical Connections on installation.

Supplied with an insulation housing kit which adds significantly reducing in heat dispersion.

Construction features

Enbloc body composed of hydraulic section in cast iron and wet rotor motor. Special electrophoresis coating of the pump body to ensure resistance to glycol attack. Motor casing in die cast aluminium. Rotor in technopolymer, motor shaft in ceramic held in graphite bearings lubricated by the pumping medium. Rotor protective jacket, stator jacket, and closing flange in stainless steel. Ceramic thrust ring and silicone seals. The two-pole synchronous wet-rotor motor driven by frequency converter and does not require any form of overload protection.

Operating range: from 0,4 to 2,6 m³/h with head of up to a 8 mt

Liquid temperature range: from -10°C a +110°C (temperature peaks up to 140°C)

Maximum working pressure: 10 bar (1000 kPa)

Protection rating: IP 44

Insulation class: F

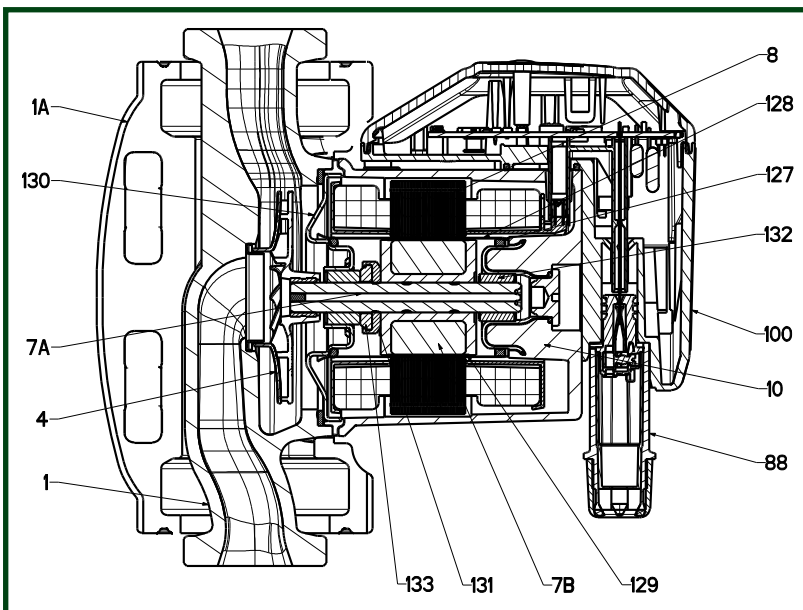
Installation: with HORIZONTAL MOTOR SHAFT

Standard voltage input: single-phase 1 x 230 V / 50 / 60 Hz

Liquid quality requirements: clean, free of solids and mineral oils, non-viscous, chemically neutral and approximating the properties of water (max. glycol contents 60%)

Special versions on request : alternative voltages and/or frequencies

TECHNICAL DATA



N°	PARTS	MATERIALS
1	PUMP BODY	CAST IRON
1A	THERMAL INSULATION	POLYPROPYLENE
4	IMPELLER	ULTRASON
7A	MOTOR SHAFT	CERAMIC
7B	ROTOR	MAGNET
8	STATOR	-
10	MOTOR CASING	DIE CAST ALUMINIUM
88	POWER SUPPLY PLUG	NYLON
100	TERMINAL BOX	POLYCARBONATE
127	SEAL RING	ETHYLENE PROPYLENE
128	STATOR JACKET	STAINLESS STEEL
129	ROTOR JACKET	STAINLESS STEEL
130	CLOSING FLANGE	STAINLESS STEEL
131	THRUST RING SUPPORT	SILICONE
132	BUSHINGS	GRAPHITE
133	THRUST RING	CERAMIC

– Designation index:
(example)

Electronic circulator with threaded ports

maximum head (dm)

centre distance (mm)

standard (no ref.)

½"

= 1" ½ threaded ports

= 1" threaded ports

Solar and Geothermal Version

EVOTRON 40/130 ½" SOL

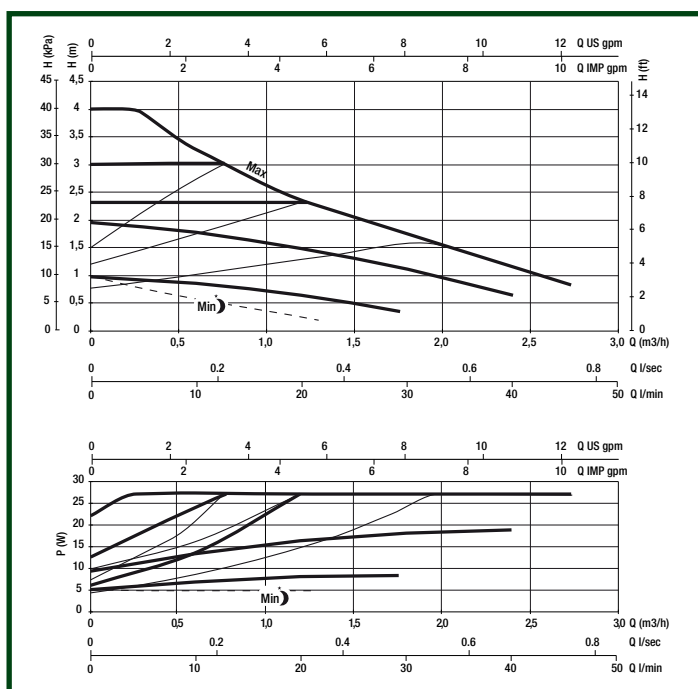
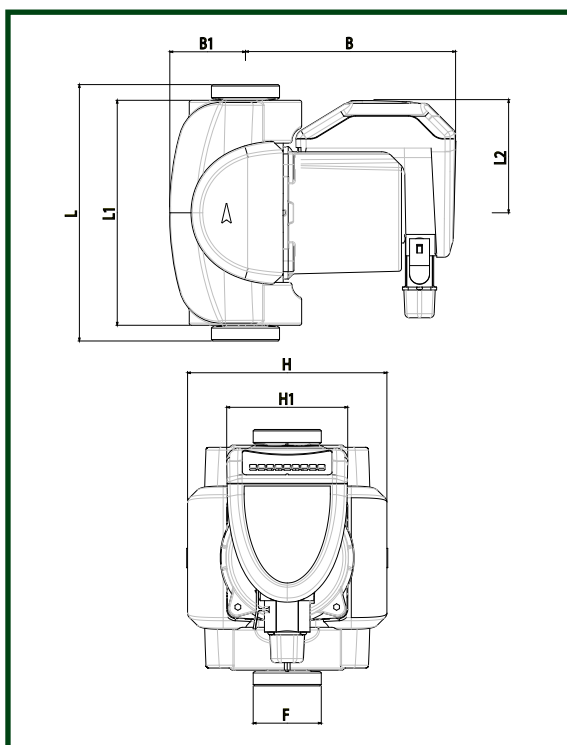
EVOTRON SOL

ELECTRONIC CIRCULATORS FOR SOLAR PANEL AND GEOTHERMAL HEATING SYSTEMS

Liquid temperature range:
Maximum working pressure:

da - 10 °C a +110°C
10 bar (1000 kPa)

EVOTRON 40 SOL Single with unions



The performance curves are based on kinematic viscosity values = 1 mm²/s and density equivalent to 1000 kg/m³. Tolerance of curves to ISO 9906.

MODEL	L	L1	L2	B	B1	H	H1	F	PACK DIMENSIONS			VOLUME m ³	WEIGHT Kg
									L	B	H		
40/130 1/2" SOL	130	158	79.5	147.5	53	140	85	1/2"	148	193	217	0.0061	2.720
40/180 SOL	180	158	79.5	147.5	53	140	85	1 1/2"	148	193	217	0.0061	2.980

MODEL	POWER SUPPLY 50 Hz	CENTRE DISTANCE mm	UNIONS ON REQUEST		ELECTRICAL DATA			MINIMUM SUCTION PRESSURE
			BRASS	COPPER		P W	I A	
40/130 1/2" SOL	1x230 V ~	130	-	-	MIN MAX	5 27	0,05 0,26	T° + 90°C m.c.a. 10
40/180 SOL	1x230 V ~	180	½" F - ¾" M - 1" F	ø 22 - ø 28	MIN MAX	5 27	0,05 0,26	T° + 90°C m.c.a. 10

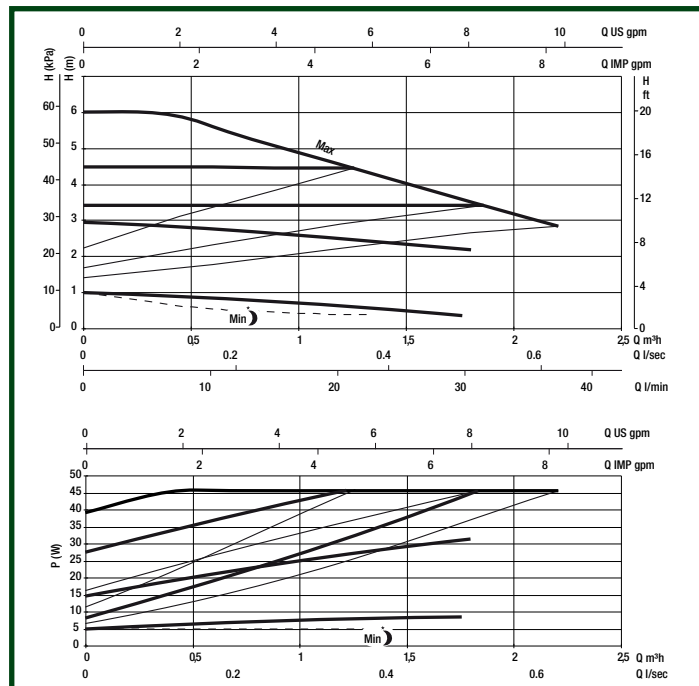
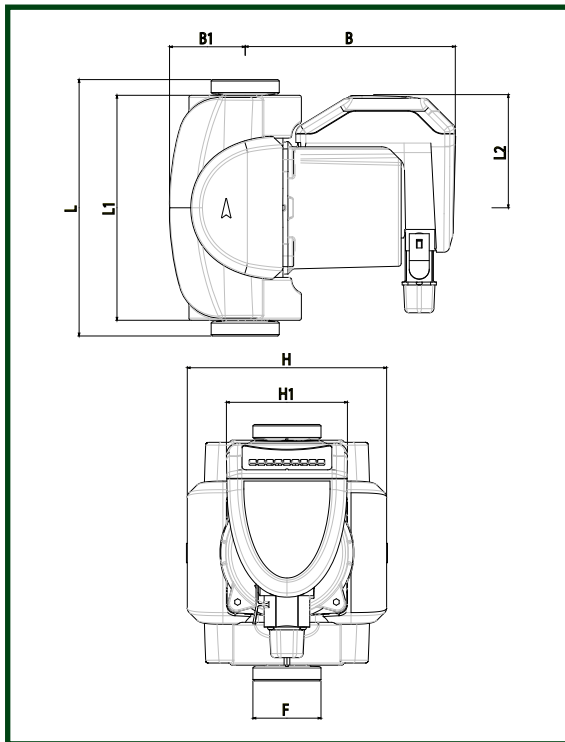
EVOTRON SOL

ELECTRONIC CIRCULATORS FOR SOLAR PANEL AND GEOTHERMAL HEATING SYSTEMS

Liquid temperature range:
Maximum working pressure:

da - 10 °C a +110°C
10 bar (1000 kPa)

EVOTRON 60 SOL Single with unions



The performance curves are based on kinematic viscosity values = 1 mm²/s and density equivalent to 1000 kg/m³. Tolerance of curves to ISO 9906.

MODEL	L	L1	L2	B	B1	H	H1	F	PACK DIMENSIONS			VOLUME m ³	WEIGHT Kg
									L	B	H		
60/130 1/2" SOL	130	158	79.5	147.5	53	140	85	1/2"	148	193	217	0.0061	2.720
60/180 SOL	180	158	79.5	147.5	53	140	85	1 1/2"	148	193	217	0.0061	2.980

MODEL	POWER SUPPLY 50 Hz	CENTRE DISTANCE mm	UNIONS ON REQUEST		ELECTRICAL DATA			MINIMUM SUCTION PRESSURE
			BRASS	COPPER		P W	I A	
60/130 1/2" SOL	1x230 V ~	130	-	-	MIN MAX	5 43	0,05 0,40	T° + 90°C m.c.a. 10
60/180 SOL	1x230 V ~	180	½" F - ¾" M - 1" F	ø 22 - ø 28	MIN MAX	5 43	0,05 0,40	T° + 90°C m.c.a. 10

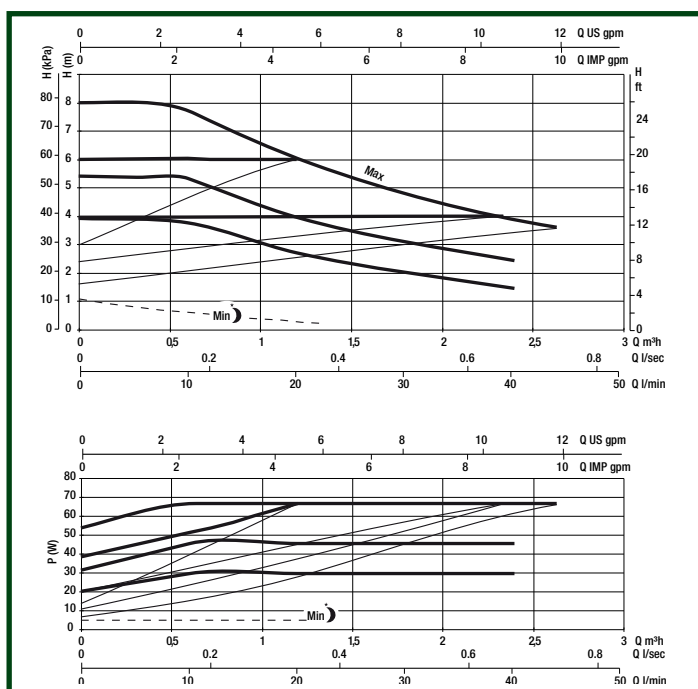
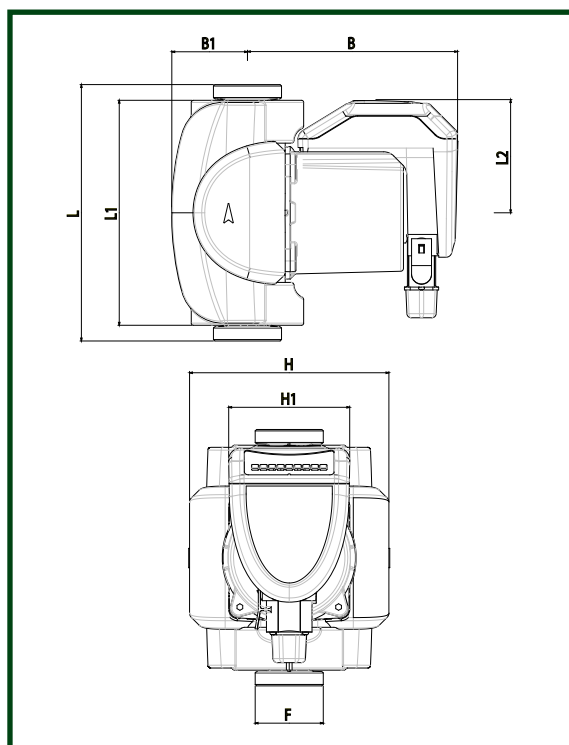
EVOTRON SOL

ELECTRONIC CIRCULATORS FOR SOLAR PANEL AND GEOTHERMAL HEATING SYSTEMS

Liquid temperature range:
Maximum working pressure:

da - 10 °C a +110°C
10 bar (1000 kPa)

EVOTRON 80 SOL Single with unions



The performance curves are based on kinematic viscosity values = 1 mm²/s and density equivalent to 1000 kg/m³. Tolerance of curves to ISO 9906.

MODEL	L	L1	L2	B	B1	H	H1	F	PACK DIMENSIONS			VOLUME m ³	WEIGHT Kg
									L	B	H		
80/130 1/2" SOL	130	158	79.5	147.5	53	140	85	1/2"	148	193	217	0.0061	2.720
80/180 SOL	180	158	79.5	147.5	53	140	85	1 1/2"	148	193	217	0.0061	2.980

MODEL	POWER SUPPLY 50 Hz	CENTRE DISTANCE mm	UNIONS ON REQUEST		ELECTRICAL DATA			MINIMUM SUCTION PRESSURE
			BRASS	COPPER		P W	I A	
80/130 1/2" SOL	1x230 V ~	130	-	-	MIN MAX	5 66	0,06 0,60	T° + 90°C m.c.a. 10
80/180 SOL	1x230 V ~	180	½" F - ¾" M - 1" F	ø 22 - ø 28	MIN MAX	5 66	0,06 0,60	T° + 90°C m.c.a. 10



Via Marco Polo, 14 - Mestrino (PD) Italy - Phone +39.049.5125000 - Fax +39.049.5125950
Customer Service: Tel.: +39.049.5125350 - Fax +39.049.5125959 - email: customer.service@dwtgroup.com
www.dabpumps.com

**DAB PUMPS LTD.**

Unit 4, Stortford Hall Industrial
Park Dunmow Road, Bishops Stortford, Herts
CM23 5GZ - UK
info.uk&eire@dwtgroup.com
Tel.: +44 1279 652 776
Fax: +44 1279 657 727

**DAB PUMPS B.V.**

Albert Einsteinweg, 4
5151 DL Drunen - Nederland
info.netherlands@dwtgroup.com
Tel.: +31 416 387280
Fax: +31 416 387299

**DAB PUMPS B.V.**

Brusselstraat 150
B-1702 Groot-Bijgaarden - Belgium
info.belgium@dwtgroup.com
Tel.: +32 2 4668353
Fax: +32 2 4669218

**DAB PUMPEN DEUTSCHLAND GmbH**

Tackweg 11
D - 47918 Tönisvorst - Germany
info.germany@dwtgroup.com
Tel.: +49 2151 82136-0
Fax: +49 2151 82136-36

**PUMPS AMERICA, INC. DAB PUMPS DIVISION**

3226 Benchmark Drive
Ladson, SC 29456 USA
info.usa@dwtgroup.com
Ph. : 1-843-824-6332
Toll Free : 1-866-896-4DAB (4322)
Fax : 1-843-797-3366

**DAB PUMPS IBERICA S.L.**

Parque Empresarial San Fernando
Edificio Italia Planta 1ª
28830 - San Fernando De Henares - Madrid
Spain
info.spain@dwtgroup.com
Ph.: +34 91 6569545
Fax: +34 91 6569676

**OOO DWT GROUP**

100 bldg. 3 Dmitrovskoe highway,
127247 Moscow - Russia
info.russia@dwtgroup.com
Tel.: +7 495 739 52 50
Fax: +7 495 485-3618

**DAB PUMPS CHINA**

No.40 Kaituo Road, Qingdao Economic & Technological
Development Zone
Qingdao City, Shandong Province, China
PC: 266500
info.china@dwtgroup.com
Fax +8653286812210
Tel. +8653286812030-6270